

School Malaise Trap Program

Species Image Library

The images of the species collected in your Malaise trap are shown below. A single representative for each species was selected to be photographed; in some cases, only a damaged specimen was available.

Re-render images : per page

300 Images Per Page - Pages : 1



BIOUG05529-G09 [Lateral]
Hymenoptera



BIOUG05501-H04 [Lateral]
Ceratina



BIOUG05507-D11 [Lateral]
Diapriidae



BIOUG05507-D08 [Lateral]
Lasius neoniger



BIOUG05502-B10 [Lateral]
Lasiglossum weemsi



BIOUG05505-B08 [Lateral]
Tersilochinae



BIOUG05533-C06 [Lateral]
Megaspilidae



BIOUG05708-B05 [Lateral]
Megaspilidae



BIOUG05708-C01 [Lateral]
Platygastriidae



BIOUG05512-A02 [Dorsal]
Anthicidae



BIOUG05529-G04 [Dorsal]
Anthicidae



BIOUG05539-D01 [Lateral]
Corylophidae



BIOUG05509-H02 [Dorsal]
Atomaria



BIOUG05509-G06 [Lateral]
Hylesinus aculeatus



BIOUG05699-H07 [Lateral]
Monarthrum mali



BIOUG05507-H02 [Dorsal]
Latridiidae



BIOUG05699-H01 [Dorsal]
Latridiidae



BIOUG05551-C02 [Lateral]
Amischa analis



BIOUG05509-G12 [Dorsal]
Tachyporus nitidulus



BIOUG05523-E08 [Lateral]
Anthomyiidae



BIOUG05501-A01 [Lateral]
Delia antiqua



BIOUG05502-H06 [Lateral]
Hylemya



BIOUG05501-F08 [Lateral]
Cynomya cadaverina



BIOUG05518-B06 [Lateral]
Pollenia rudis



BIOUG05503-B09 [Lateral]
Cecidomyiidae



BIOUG05582-C04 [Lateral]
Forcipomyia



BIOUG05504-B10 [Lateral]
Chironomidae



BIOUG05558-D08 [Lateral]
Chironomidae



BIOUG05503-A11 [Lateral]
Chironomidae



BIOUG05503-B05 [Lateral]
Chironomidae



BIOUG05503-H02 [Lateral]
Chironomidae



BIOUG05514-H06 [Lateral]
Chironomidae



BIOUG05504-D09 [Lateral]
Chironomidae



BIOUG05508-C09 [Lateral]
Chironomidae



BIOUG05517-B10 [Lateral]
Chironomidae



BIOUG05508-D08 [Lateral]
Chironomidae



BIOUG05505-F01 [Lateral]
Chironomidae



BIOUG05703-F07 [Lateral]
Chironomidae



BIOUG05563-D08 [Lateral]
Chironomus acidophilus



BIOUG05610-H04 [Lateral]
Chironomus harpi



BIOUG05515-B03 [Lateral]
Chironomus maturus



BIOUG05515-A04 [Lateral]
Chironomus melanescens




BIOUG05519-H08 [Lateral]
Gymnometriocnemus brumalis



BIOUG05503-D04 [Lateral]
Orthocladius dorenus



BIOUG05514-D06 [Lateral]
Paraphaenocladus impensus



BIOUG05581-F11 [Lateral]
Psectrocladius barbimanus



BIOUG05503-E12 [Lateral]
Smittia



BIOUG05503-C01 [Lateral]
Smittia




BIOUG05503-A03 [Lateral]
Smittia



BIOUG05503-E10 [Lateral]
Smittia



BIOUG05508-A10 [Lateral]
Drosophilidae



BIOUG05502-D11 [Lateral]
Symplecta



BIOUG05501-D10 [Lateral]
Helina rufitibia



BIOUG05515-H11 [Lateral]
Mycetophilidae




BIOUG05504-A05 [Lateral]
Mycetophila



BIOUG05563-H01 [Lateral]
Psychodidae



BIOUG05508-B03 [Lateral]
Psychodidae



BIOUG05522-F09 [Lateral]
Psychodidae



BIOUG05501-A03 [Lateral]
Scathophaga furcata



BIOUG05532-F06 [Lateral]
Sciaridae



BIOUG05525-G01 [Lateral]
Sciaridae



BIOUG05508-B05 [Lateral]
Sciaridae



BIOUG05503-D10 [Lateral]
Bradysia difformis



BIOUG05503-F04 [Lateral]
Lycoriella castanescens



BIOUG05689-F03 [Lateral]
Scatopsciara



BIOUG05501-D08 [Lateral]
Eupeodes americanus



BIOUG05512-D10 [Dorsal]
Elachista illectella



BIOUG05684-E12 [Lateral]
Eupsilia devia



BIOUG05525-D05 [Dorsal]
Clubiona abboti



BIOUG05510-C01 [Dorsal]

Piratulla minuta



BIOUG05510-C02 [Dorsal]

Philodromus cespitum



BIOUG05569-F03 [Dorsal]

Thanatus striatus



BIOUG05505-B11 [Dorsal]

Taeniothrips inconsequens



BIOUG05606-H02 [Dorsal]

Arboridia



BIOUG05510-B04 [Dorsal]

Dikraneura



BIOUG05512-D01 [Dorsal]

Erythroneura rubrella



BIOUG05502-A09 [Dorsal]

Kleidocerys