

School Malaise Trap Program

Species Image Library

The images of the species collected in your Malaise trap are shown below. A single representative for each species was selected to be photographed; in some cases, only a damaged specimen was available.

Re-render images : per page

300 Images Per Page - Pages : 1



BIOUG05507-D05 [Lateral]
Bethyidae



BIOUG05642-E10 [Lateral]
Aphidius rhopalosiphi



BIOUG05507-D11 [Lateral]
Diapriidae



BIOUG05507-E06 [Lateral]
Diapriidae



BIOUG05507-E05 [Lateral]
Camponotus nearcticus



BIOUG05507-D12 [Lateral]
Formica



BIOUG05507-D09 [Lateral]
Lasius alienus



BIOUG05507-D07 [Lateral]
Lasius nearcticus



BIOUG05507-D08 [Lateral]
Lasius neoniger



BIOUG05502-A07 [Lateral]
Prenolepis imparis



BIOUG05505-B08 [Lateral]
Tersilochinae



BIOUG05502-B05 [Lateral]
Curculionidae



BIOUG05502-B06 [Lateral]
Trachyploeus bifoveolatus



BIOUG05507-H02 [Dorsal]
Latridiidae



BIOUG05507-E08 [Dorsal]
Trixagus carinicollis



BIOUG05506-A08 [Lateral]
Agromyzidae



BIOUG05501-A01 [Lateral]
Delia antiqua



BIOUG05501-A02 [Lateral]
Hylemya



BIOUG05501-D07 [Lateral]
Pollenia pediculata



BIOUG05503-B09 [Lateral]
Cecidomyiidae



BIOUG05503-B03 [Lateral]
Cecidomyiidae



BIOUG05507-C10 [Lateral]
Cecidomyiidae



BIOUG05506-C02 [Lateral]
Cecidomyiidae



BIOUG05505-G10 [Lateral]
Cecidomyiidae



BIOUG05503-H02 [Lateral]
Chironomidae




BIOUG05505-F01 [Lateral]
Chironomidae



BIOUG05503-A06 [Lateral]
Chironomidae




BIOUG05503-B05 [Lateral]
Chironomidae




BIOUG05506-H07 [Lateral]
Chironomidae



BIOUG05506-B08 [Lateral]
Chironomidae



BIOUG05506-C04 [Lateral]
Chironomidae



BIOUG05506-G10 [Lateral]
Chironomidae



BIOUG05506-F11 [Lateral]
Chironomidae



BIOUG05503-A11 [Lateral]
Chironomidae



BIOUG05506-C06 [Lateral]
Chironomidae



BIOUG05503-B06 [Lateral]
Chironomidae



BIOUG05506-E04 [Lateral]
Chironomidae



BIOUG05507-H05 [Lateral]
Chironomidae




BIOUG05503-A08 [Lateral]
Bryophaenocladius



BIOUG05502-A10 [Lateral]
Chironomus cf. decorus



BIOUG05505-E11 [Lateral]
Orthocladius



BIOUG05503-D04 [Lateral]
Orthocladius dorenus



BIOUG05505-F06 [Lateral]
Orthocladius rivulorum



BIOUG05503-A03 [Lateral]
Smittia



BIOUG05503-E12 [Lateral]
Smittia



BIOUG05503-C01 [Lateral]
Smittia



BIOUG05503-E10 [Lateral]
Smittia



BIOUG05501-E08 [Lateral]
Discomyza incurva



BIOUG05501-D10 [Lateral]
Helina rufitibia



BIOUG05505-G01 [Lateral]
Psychodidae



BIOUG05501-A03 [Lateral]
Scathophaga furcata



BIOUG05503-C12 [Lateral]
Sciaridae



BIOUG05506-G05 [Lateral]
Sciaridae



BIOUG05505-H10 [Lateral]
Sciaridae



BIOUG05505-H11 [Lateral]
Sciaridae



BIOUG05503-D03 [Lateral]
Sciaridae



BIOUG05503-F04 [Lateral]
Lycoriella castanescens



BIOUG05503-F12 [Lateral]
Scatopsiara



BIOUG05689-F03 [Lateral]
Scatopsiara



BIOUG05507-C12 [Lateral]
Scatopsiara



BIOUG05506-G09 [Lateral]
Sphaeroceridae



BIOUG05501-D08 [Lateral]
Eupeodes americanus



BIOUG05508-A07 [Dorsal]
Ascidae



BIOUG05508-A06 [Dorsal]
Melicharidae



BIOUG05508-A03 [Ventral]
Ceratozetidae



BIOUG05508-A04 [Lateral]
Oribatula



BIOUG05660-G11 [Dorsal]
Cheiracanthium mildei



BIOUG05516-D01 [Lateral]
Entomobrya



BIOUG05507-H01 [Dorsal]
Thripidae



BIOUG05505-B11 [Dorsal]
Taeniothrips inconsequens



BIOUG05507-F04 [Dorsal]
Empoasca decipiens



BIOUG05507-H03 [Lateral]
Psyllidae