

# School Malaise Trap Program

## Species Image Library

The images of the species collected in your Malaise trap are shown below. A single representative for each species was selected to be photographed; in some cases, only a damaged specimen was available.

Re-render images :  per page

300 Images Per Page - Pages : 1



BIOUG05507-D08 [Lateral]  
*Lasius neoniger*



BIOUG05502-A07 [Lateral]  
*Prenolepis imparis*



BIOUG05505-B08 [Lateral]  
*Tersilochinae*



BIOUG05562-G01 [Lateral]  
*Orthocentrus jft09*



BIOUG05533-B10 [Lateral]  
Platygasteridae



BIOUG05501-D04 [Dorsal]  
*Dolerus*



BIOUG05551-B04 [Dorsal]  
*Crepidodera heikertingeri*



BIOUG05565-A01 [Dorsal]  
*Chilocorus stigma*



BIOUG05510-A03 [Lateral]  
*Xyleborinus*



BIOUG05551-B08 [Dorsal]  
Latridiidae



BIOUG05533-G01 [Dorsal]  
Scirtidae



BIOUG05548-B02 [Dorsal]  
Scirtidae



BIOUG05563-E03 [Dorsal]  
Scirtidae



BIOUG05548-A11 [Dorsal]  
Scirtidae



BIOUG05510-A05 [Dorsal]  
*Cyphon laeipennis*



BIOUG05503-G08 [Lateral]  
Agromyzidae



BIOUG05511-H05 [Lateral]  
Anisopodidae



BIOUG05501-A01 [Lateral]  
*Delia antiqua*



BIOUG05561-H08 [Lateral]  
*Calliphora vicina*



BIOUG05501-F08 [Lateral]  
*Cynomya cadaverina*



BIOUG05501-D07 [Lateral]  
*Pollenia pediculata*



BIOUG05518-B06 [Lateral]  
*Pollenia rudis*



BIOUG05503-B09 [Lateral]  
Cecidomyiidae



BIOUG05508-B01 [Lateral]  
Cecidomyiidae



BIOUG05503-B03 [Lateral]  
Cecidomyiidae



BIOUG05505-G10 [Lateral]  
Cecidomyiidae



BIOUG05503-A06 [Lateral]  
Chironomidae



BIOUG05563-D12 [Lateral]  
Chironomidae



BIOUG05532-F02 [Lateral]  
Chironomidae




BIOUG05508-D08 [Lateral]  
Chironomidae



BIOUG05503-H02 [Lateral]  
Chironomidae



BIOUG05515-C08 [Lateral]  
Chironomidae



BIOUG05506-C04 [Lateral]  
Chironomidae



BIOUG05507-H05 [Lateral]  
Chironomidae




BIOUG05503-A11 [Lateral]  
Chironomidae



BIOUG05538-A03 [Lateral]  
Chironomidae



BIOUG05563-D08 [Lateral]  
Chironomus acidophilus



BIOUG05514-A10 [Lateral]  
Cricotopus annulator cplx



BIOUG05512-E08 [Lateral]  
Cricotopus tremulus



BIOUG05557-E06 [Lateral]  
Gymnometricnemus



BIOUG05514-D06 [Lateral]  
Paraphaenocladus impensus



BIOUG05503-E12 [Lateral]  
Smittia



BIOUG05503-A03 [Lateral]  
Smittia



BIOUG05503-C01 [Lateral]  
Smittia



BIOUG05503-E10 [Lateral]  
Smittia



BIOUG05502-G10 [Lateral]  
Thienemanniella xena



BIOUG05531-F10 [Lateral]  
Eribolus nana



BIOUG05517-G09 [Lateral]  
Dolichopodidae



BIOUG05503-C11 [Lateral]  
Empididae



BIOUG05563-C01 [Lateral]  
Ephyridae



BIOUG05501-D10 [Lateral]  
Helina rufitibia



BIOUG05502-C04 [Lateral]  
Mycetophila fungorum



BIOUG05563-E10 [Lateral]  
Phoridae



BIOUG05521-A04 [Lateral]  
Phoridae



BIOUG05535-G10 [Lateral]  
Phoridae



BIOUG05522-C01 [Lateral]  
Megaselia



BIOUG05522-A07 [Lateral]  
Megaselia



BIOUG05563-H01 [Lateral]  
Psychodidae



BIOUG05508-B03 [Lateral]  
Psychodidae



BIOUG05501-A03 [Lateral]  
Scathophaga furcata



BIOUG05501-A07 [Lateral]  
Scathophaga stercoraria



BIOUG05503-C12 [Lateral]  
Sciariidae



BIOUG05503-D03 [Lateral]  
Sciariidae



BIOUG05508-B05 [Lateral]  
Sciariidae



BIOUG05519-D06 [Lateral]  
Sciariidae



BIOUG05503-F12 [Lateral]  
Scatopsiara



BIOUG055689-F03 [Lateral]  
Scatopsiara



BIOUG05563-H07 [Lateral]  
Prosimulium arum



BIOUG05536-G03 [Lateral]  
Simulium vittatum



BIOUG05501-D08 [Lateral]  
*Eupeodes americanus*



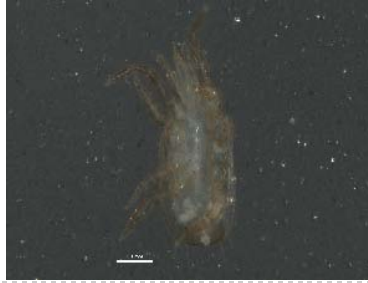
BIOUG05565-A11 [Lateral]  
*Helophilus fasciatus*



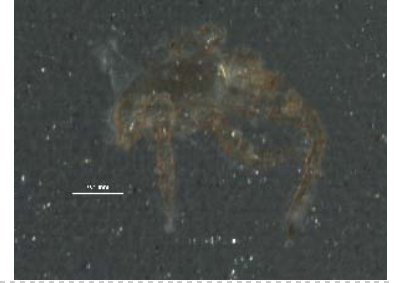
BIOUG05562-C11 [Dorsal]  
*Mesostigmata*



BIOUG05508-A07 [Dorsal]  
*Ascidae*




BIOUG05505-C08 [Ventral]  
*Digamasellidae*



BIOUG05525-F10 [Lateral]  
*Melicharidae*



BIOUG05516-D12 [Dorsal]  
*Sarcoptiformes*



BIOUG05554-B12 [Lateral]  
*Tydeus*



BIOUG05502-C10 [Lateral]  
*Dichomeris ligulella*



BIOUG05564-A03 [Dorsal]  
*Larinioides sclopetarius*



BIOUG05545-F10 [Lateral]  
*Grammonota angusta*



BIOUG05660-G11 [Dorsal]  
*Cheiracanthium mildei*



BIOUG05521-G08 [Lateral]  
*Tetragnatha laboriosa*



BIOUG05512-B12 [Dorsal]  
*Tetragnatha versicolor*



BIOUG05719-D06 [Lateral]  
*Entomobryidae*



BIOUG05505-B11 [Dorsal]  
*Taeniothrips inconsequens*



BIOUG05562-G07 [Dorsal]  
*Orius majusculus*



BIOUG05562-G11 [Dorsal]  
*Rhopalosiphum padi*



BIOUG05521-F12 [Dorsal]  
*Chilacis typhae*



BIOUG05512-C12 [Lateral]  
*Arboridia*



BIOUG05562-G08 [Dorsal]  
*Empoasca*



BIOUG05562-G09 [Dorsal]  
*Erythroneura*



BIOUG05502-A09 [Dorsal]  
*Kleidocerys*



BIOUG05507-H03 [Lateral]  
*Psyllidae*