


School Malaise Trap Program

Species Image Library

The images of the species collected in your Malaise trap are shown below. A single representative for each species was selected to be photographed; in some cases, only a damaged specimen was available.

Re-render images : per page

300 Images Per Page - Pages : 1



BIOUG05511-C06 [Lateral]
Braconidae



BIOUG05509-F06 [Lateral]
Braconidae



BIOUG05600-F06 [Dorsal]
Belytinae



BIOUG05507-D11 [Lateral]
Diapriidae



BIOUG05501-D04 [Dorsal]
Dolerus



BIOUG05561-D03 [Lateral]
Vespa germanica



BIOUG05501-G04 [Dorsal]
Enoclerus nigripes



BIOUG05523-B11 [Dorsal]
Harmonia axyridis



BIOUG05534-B12 [Dorsal]
Ctenicera



BIOUG05515-C03 [Dorsal]
Nitidulidae



BIOUG05600-F04 [Dorsal]
Phalacridae



BIOUG05502-A01 [Dorsal]
Staphylinidae



BIOUG05501-A01 [Lateral]
Delia antiqua



BIOUG05501-A02 [Lateral]
Hylemya



BIOUG05513-B03 [Lateral]
Calliphora livida



BIOUG05561-H08 [Lateral]
Calliphora vicina



BIOUG05501-F08 [Lateral]
Cynomya cadaverina



BIOUG05501-F09 [Lateral]
Phormia regina



BIOUG05518-B12 [Lateral]
Pollenia angustigena



BIOUG05501-D07 [Lateral]
Pollenia pediculata



BIOUG05518-B06 [Lateral]
Pollenia rudis



BIOUG05512-H02 [Lateral]
Cecidomyiidae



BIOUG05503-B03 [Lateral]
Cecidomyiidae



BIOUG05503-B09 [Lateral]
Cecidomyiidae




BIOUG05582-C04 [Lateral]
Forcipomyia



BIOUG05503-H02 [Lateral]
Chironomidae



BIOUG05519-H10 [Lateral]
Chironomidae



BIOUG05503-A11 [Lateral]
Chironomidae



BIOUG05557-E06 [Lateral]
Gymnometriocnemus



BIOUG05600-G05 [Lateral]
Paratanytarsus



BIOUG05503-E12 [Lateral]
Smittia



BIOUG05503-E10 [Lateral]
Smittia



BIOUG05528-E10 [Lateral]
Tvetenia paucunca



BIOUG05522-A01 [Lateral]
Culex restuans



BIOUG05508-A10 [Lateral]
Drosophilidae



BIOUG05535-A12 [Lateral]
Chymomyza amoena



BIOUG05520-H04 [Lateral]
Drosophila



BIOUG05544-F04 [Lateral]
Drosophila affinis



BIOUG05601-H01 [Lateral]
Drosophila funebris




BIOUG05509-A02 [Lateral]
Drosophila putrida



BIOUG05603-B07 [Lateral]
Fanniidae



BIOUG05501-G01 [Lateral]
Heleomyzidae



BIOUG05502-D11 [Lateral]
Symplecta



BIOUG05577-C03 [Lateral]
Muscidae



BIOUG05501-D10 [Lateral]
Helina rufitibia



BIOUG05540-F09 [Lateral]
Hydrotaea



BIOUG05534-F01 [Lateral]
Musca autumnalis



BIOUG05518-E02 [Lateral]
Muscina levida



BIOUG05504-A05 [Lateral]
Mycetophila



BIOUG05502-C04 [Lateral]
Mycetophila fungorum




BIOUG05521-A04 [Lateral]
Phoridae



BIOUG05514-G10 [Lateral]
Megaselia



BIOUG05522-C01 [Lateral]
Megaselia



BIOUG05522-F09 [Lateral]
Psychodidae



BIOUG05508-B03 [Lateral]
Psychodidae



BIOUG05563-H01 [Lateral]
Psychodidae



BIOUG05501-A03 [Lateral]
Scathophaga furcata



BIOUG05501-A07 [Lateral]
Scathophaga stercoraria



BIOUG05508-B05 [Lateral]
Sciariidae



BIOUG05593-B03 [Lateral]
Sepsis neocynipsea



BIOUG05521-A01 [Lateral]
Sepsis punctum



BIOUG05515-G09 [Lateral]
Themira nigricornis



BIOUG05518-E01 [Lateral]
Syrphus torvus



BIOUG05556-D07 [Lateral]
Hemerobiidae



BIOUG05566-E12 [Dorsal]
Macrochelidae



BIOUG05513-F10 [Lateral]
Agonopterix arenella



BIOUG05511-C03 [Lateral]
Agonopterix canadensis



BIOUG05561-C09 [Dorsal]
Depressaria radiella



BIOUG05561-C12 [Lateral]
Orthonama obstipata



BIOUG05513-A05 [Dorsal]

Mythimna unipuncta



BIOUG05515-B06 [Dorsal]

Plutella xylostella



BIOUG05561-D02 [Lateral]

Pseudexentera haracana



BIOUG05595-D08 [Dorsal]

Pseudoscorpiones



BIOUG05601-H11 [Dorsal]

Walckenaeria spiralis



BIOUG05510-C02 [Dorsal]

Philodromus cespitum



BIOUG05719-D06 [Lateral]

Entomobryidae



BIOUG05501-H02 [Dorsal]

Nabis roseipennis