

# School Malaise Trap Program

## Species Image Library

The images of the species collected in your Malaise trap are shown below. A single representative for each species was selected to be photographed; in some cases, only a damaged specimen was available.

Re-render images :  per page

300 Images Per Page - Pages : 1



BIOUG05542-G12 [Lateral]  
*Aphidius rhopalosiphi*



BIOUG05507-D11 [Lateral]  
Diapriidae



BIOUG05557-C02 [Lateral]  
Mymaridae



BIOUG05505-B08 [Lateral]  
Tersilochinae



BIOUG05502-A07 [Lateral]  
*Prenolepis imparis*



BIOUG05502-B08 [Lateral]  
*Formica glacialis*



BIOUG05512-A02 [Dorsal]  
Anthicidae



BIOUG05557-A05 [Dorsal]  
Chrysomelidae



BIOUG05556-A04 [Dorsal]  
*Medon brunneus*



BIOUG05556-A03 [Dorsal]  
*Philonthus carbonarius*



BIOUG05557-A09 [Lateral]  
Staphylinidae



BIOUG05509-G12 [Dorsal]  
*Tachyporus nitidulus*



BIOUG05557-A04 [Dorsal]  
*Anthrenus verbasci*



BIOUG05502-B05 [Lateral]  
Curculionidae



BIOUG05501-D07 [Lateral]  
*Pollenia pediculata*



BIOUG05503-D10 [Lateral]  
*Bradysia difformis*



BIOUG05552-F04 [Lateral]  
*Lycoriella ingenua*




BIOUG05689-F03 [Lateral]  
*Scatopsciara*




BIOUG05503-C12 [Lateral]  
Sciariidae



BIOUG05525-G01 [Lateral]  
Sciariidae



BIOUG05538-A12 [Lateral]  
Sciariidae



BIOUG05542-C03 [Lateral]  
Sciariidae



BIOUG05506-G05 [Lateral]  
Sciariidae



BIOUG05536-F10 [Lateral]  
Sciariidae



BIOUG05519-D06 [Lateral]  
Sciariidae



BIOUG05546-B10 [Lateral]  
Sciariidae



BIOUG05501-A03 [Lateral]  
Scathophaga furcata



BIOUG05552-B12 [Lateral]  
Mycetophilidae



BIOUG05503-B09 [Lateral]  
Cecidomyiidae



BIOUG05510-F07 [Lateral]  
Cecidomyiidae



BIOUG05503-B03 [Lateral]  
Cecidomyiidae



BIOUG05512-H02 [Lateral]  
Cecidomyiidae



BIOUG05501-D10 [Lateral]  
Helina rufitibia



BIOUG05501-D08 [Lateral]  
Eupeodes americanus



BIOUG05510-H10 [Lateral]  
Lonchaea



BIOUG05645-H02 [Lateral]  
Agromyzidae



BIOUG05502-D11 [Lateral]  
Symplecta



BIOUG05517-G09 [Lateral]  
Dolichopodidae



BIOUG05537-D08 [Lateral]  
Atrichomelina pubera



BIOUG05503-A08 [Lateral]  
Bryophaenocladus



BIOUG05541-E09 [Lateral]  
Chironomidae




BIOUG05503-B06 [Lateral]  
Chironomidae



BIOUG05519-F05 [Lateral]  
Chironomidae



BIOUG05506-G10 [Lateral]  
Chironomidae



BIOUG05503-A06 [Lateral]  
Chironomidae



BIOUG05503-A11 [Lateral]  
Chironomidae



BIOUG05508-C09 [Lateral]  
Chironomidae




BIOUG05558-D08 [Lateral]  
Chironomidae



BIOUG05503-H02 [Lateral]  
Chironomidae



BIOUG05503-B05 [Lateral]  
Chironomidae



BIOUG05506-E04 [Lateral]  
Chironomidae



BIOUG05552-G05 [Lateral]  
Chironomidae



BIOUG05519-A07 [Lateral]  
Chironomidae



BIOUG05506-F11 [Lateral]  
Chironomidae



BIOUG05504-B05 [Lateral]  
*Cricotopus sylvestris*



BIOUG05557-E06 [Lateral]  
*Gymnometriocnemus*



BIOUG05557-C06 [Lateral]  
*Micropsectra polita*



BIOUG05503-D04 [Lateral]  
*Orthocladius dorensis*



BIOUG05517-F03 [Lateral]  
*Orthocladius oliveri*



BIOUG05505-F06 [Lateral]  
*Orthocladius rivulorum*



BIOUG05505-E11 [Lateral]  
*Orthocladius*



BIOUG05503-E10 [Lateral]  
*Smittia*



BIOUG05503-E12 [Lateral]  
*Smittia*



BIOUG05503-A03 [Lateral]  
*Smittia*



BIOUG05517-B12 [Lateral]  
*Smittia*



BIOUG05522-A01 [Lateral]  
*Culex restuans*



BIOUG05505-G01 [Lateral]  
Psychodidae



BIOUG05501-A01 [Lateral]  
*Delia antiqua*



BIOUG05556-C05 [Lateral]  
Anthomyiidae



BIOUG05522-C01 [Lateral]  
Megaselina



BIOUG05521-A04 [Lateral]  
Phoridae



BIOUG05501-F08 [Lateral]  
Cynomya cadaverina



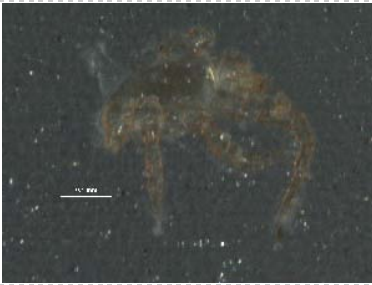
BIOUG05552-C09 [Lateral]  
Nostima picta



BIOUG05520-H04 [Lateral]  
Drosophila



BIOUG05508-C07 [Lateral]  
Trichocera



BIOUG05525-F10 [Lateral]  
Melicharidae



BIOUG05513-A05 [Dorsal]  
Mythimna unipuncta



BIOUG05511-G07 [Lateral]  
Pseudexentera oregonana



BIOUG05510-C06 [Lateral]  
Sinoe chambersi



BIOUG05660-G11 [Dorsal]  
Cheiracanthium mildei



BIOUG05510-B10 [Dorsal]  
Neottiura bimaculata



BIOUG05557-B01 [Lateral]  
Entomobryomorpha



BIOUG05505-B11 [Dorsal]  
Taeniothrips inconsequens



BIOUG05556-A05 [Lateral]  
Berytinus minor

