

School Malaise Trap Program

Species Image Library

The images of the species collected in your Malaise trap are shown below. A single representative from each species was selected to be photographed; in some cases, only a damaged specimen was available.




[Dorsal]

Grammonota angusta
BIN URI: BOLD:AAD1499



[Lateral]

Entomobrya
BIN URI: BOLD:ACL6239



[Lateral]

Entomobryidae
BIN URI: BOLD:ACP6367



[Lateral]

Anisopodidae
BIN URI: BOLD:AAG2000



[Lateral]

Egle
BIN URI: BOLD:AAI6224



[Lateral]

Pollenia rudis
BIN URI: BOLD:AAH3035



[

Orthocladius mallochii
BIN URI: BOLD:AAB2644




[Lateral]

Chironomidae
BIN URI: BOLD:ACK4694



[Lateral]

Chironomidae
BIN URI: BOLD:ABA6465



[Lateral]

Lispocephala alma
BIN URI: BOLD:AAE3275



[Lateral]

Phoridae
BIN URI: BOLD:AAG3303



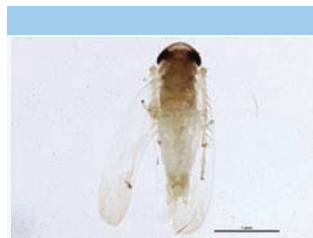
[Lateral]

Apteromyia claviventris
BIN URI: BOLD:AAG7283



[Lateral]

Trichocera
BIN URI: BOLD:ACF7745



[Dorsal]

Empoasca
BIN URI: BOLD:AAV6736



[Lateral]

Psyllidae
BIN URI: BOLD:ACF6530



[Dorsal]

Aderis maccana
BIN URI: BOLD:AAA8391



[Lateral]

Anaphothrips obscurus
BIN URI: BOLD:AAQ0558



[Lateral]

Glyphopsyche irrorata
BIN URI: BOLD:AAE0748